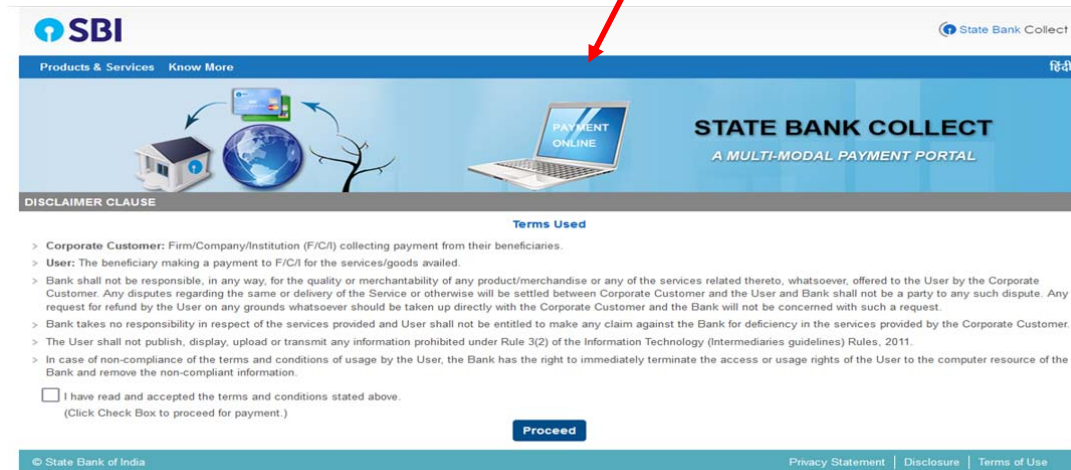
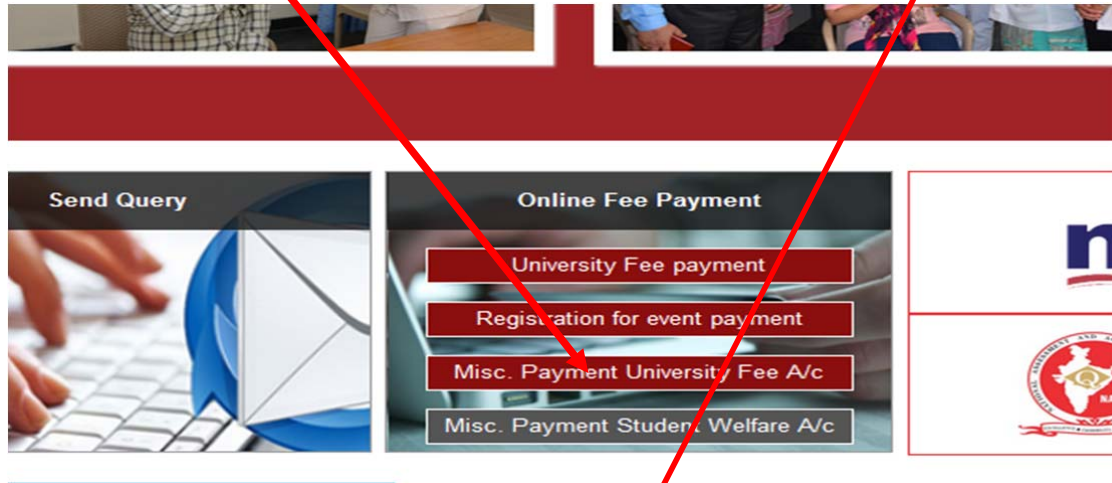


STEP BY STEP PROCEDURE FOR ONLINE PAYMENT

After clicking on "Misc. Payments University Fee A/c or <https://www.onlinesbi.sbi/sbicollect/icollecthome.htm> you got the SBI online fee collect portal



> Accept the terms & conditions & Proceed

- ▶ In case of non-compliance of the terms and conditions of usage by the User, the Bank has the right to immediately terminate the access or usage rights of the User to the computer resource of the Bank and remove the non-compliant information.
- I have read and accepted the terms and conditions stated above.
(Click Check Box to proceed for payment.)

Proceed

> STATE OF INSTITUTION ---> PUNJAB

> TYPE OF INSTITUTION ---> EDUCATIONAL

> EDUCATIONAL INSTITUTION NAME ---> RAJIV GANDHI NATIONAL UNIVERSITY OF LAW PUNJAB

> Select the category

State Bank Collect / State Bank Collect

State Bank Collect

RAJIV GANDHI NATIONAL UNIVERSITY OF LAW, PUNJAB
(ACCREDITED WITH A GRADE BY NAAC), Sidhuwal Campus, Bhadson Road, Patiala,

Provide details of payment

Select Payment Category *

-- Select Category --

Misc. Payment Student Welfare A/c

Misc. Payment University Fee A/c

State Bank of India

Participants/Students/Applicant are strictly advised to select the correct type of Category fees.

> Fill all the relevant details Category i.e. Misc. payment

Select Payment Category * Misc. Payment University Fee v

Name of Depositor *

Roll No. (if student)

Purpose of Deposit * --Select Purpose of Deposit--

Mob No./Contact No. *

Amount *

Remarks

* Please specify the purpose of deposit

Please enter your Name, Date of Birth (For Person)
This is required to reprint your e-receipt / remittance

Name *

Date Of Birth / Incorporation *

Mobile Number *

Email Id

Enter the text as shown in the image * 55855

--Select Purpose of Deposit--

Examination related payment

Migration Fee

Fee Ph.D. Students

Fee LL.D. Students

Extra lecture delivered to student payment

Rent from shops/Contractor

Electricity charges shops/Contractors

Lab test payment

Movie shooting and Auditorium Booking payment

Misc. payment - photocopy - postage - sale of assets - sale of old newspapers etc.

Private use of university vehicle payment

Guest House Booking

RTI payment

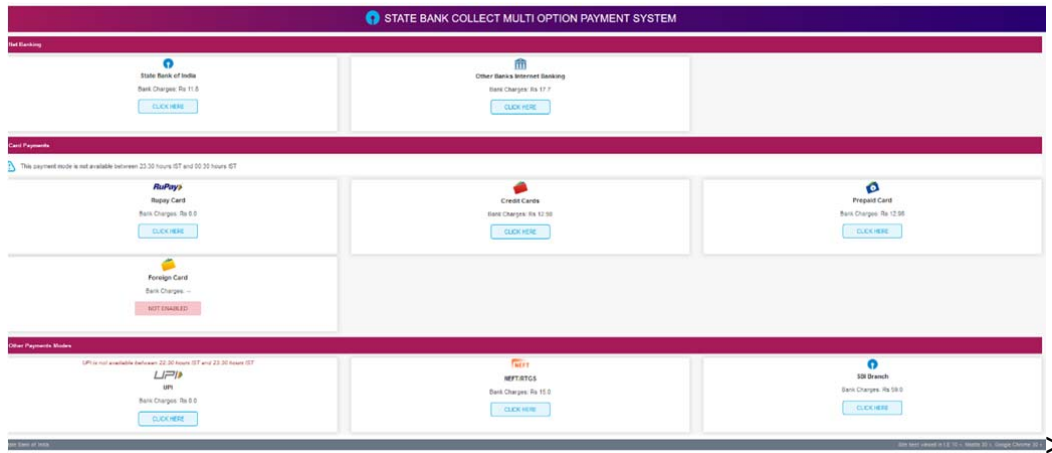
Prospectus payment

Sale of Tender

Earnest money

> Press the submit button & there after confirm the details

> Select the mode of payment

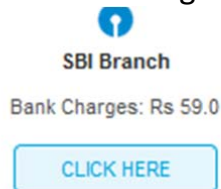


Participants/Students/Applicant SHOULD CORRECTLY SEE THE BANK CHARGES ON DIFFERENT MODES OF PAYMENT advised to use net banking or UPI.

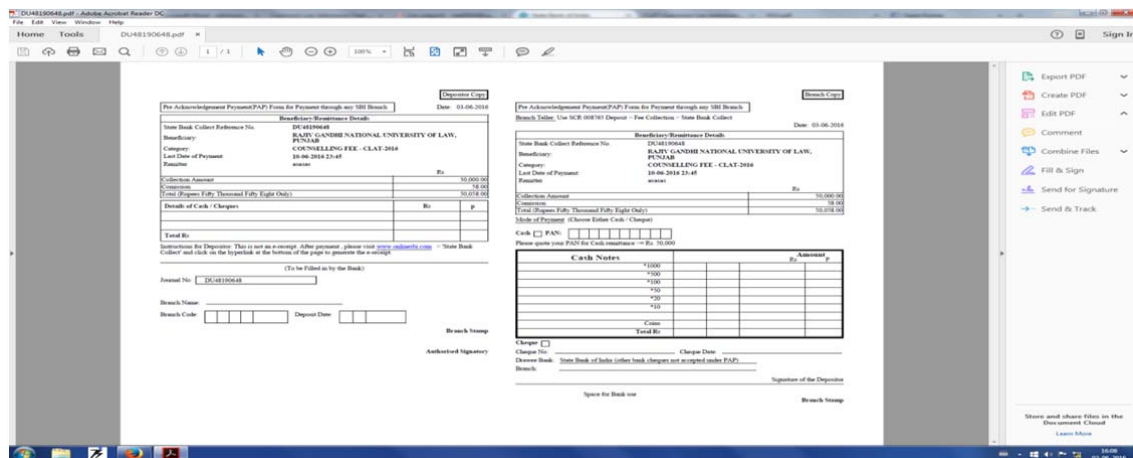
> After completing the payment e-receipt will be generated which is the participants/student's/applicant copy of payment.

> Take a printout or save it for your future purpose. Nothing has to be submitted to RGNUL regarding this or to SBI.

> If someone doesn't want to pay the amount through net banking or UPI, he or she can then go for SBI BRANCH MODE



After clicking on SBI Branch, a challan for deposit will be generated in pdf format. The candidate is required to take a printout of the challan generated and go to the SBI Branch for depositing the payment.



>> HOPE YOU MAY FIND OUR EFFORT INNOVATIVE & HELPFUL <<