



Rajiv Gandhi National University of Law, Punjab

(Established under the Punjab Act No. 12 of 2006)

Sidhuwal, Bhadson Road, Patiala

(Accredited with 'A' Grade by NAAC)

No. _____/RGNUL

Date: _____

3rd LIST OF SHORT LISTED STUDENTS B.A.LL.B. (FYIC)

Superannuated Categories (EWS and J&K RESIDENTS)

Sr. No	Name	All India Rank	Category
1	Amrit Anand	3901	EWS
2.	Akshat Kapoor	1877	J&K Residents

IMPORTANT INSTRUCTIONS FOR UG PROGRAMME

1. The candidates have to submit the entire fee as depicted in the fee document attached herewith. RGNUL, Punjab will not be responsible for any fee transfer from any other NLU. The mess fee shall be deposited upon admission.
2. The candidates shortlisted for admission to the Under Graduate Degree Programme under the Superannuated Seats category are required to deposit the prescribed fee on or before **15th June 2026**.
3. The candidates shortlisted for a seat reserved under a category should submit their latest **category certificates** to avail the seat at the time of admission.
4. The detailed fee structure and payment-related information have been uploaded on the website of RGNUL Pb under the tab of Admissions 2026. Candidates are advised to carefully review the same before making the payment.
5. The admission offered to the shortlisted candidates shall remain **purely provisional** and will be subject to the verification and validation of all requisite documents, eligibility conditions, and credentials by the University.
6. The candidates are required to deposit the **entire fee amount themselves**. No fee transfer, adjustment, or migration of any amount from any other National Law University shall be permitted under any circumstances.
7. Failure to deposit the fee within the stipulated timeline may result in the cancellation of the provisional admission offer.
8. In case of any concern/query email at abhinandan@rgnul.ac.in

Admission Committee



RAJIV GANDHI NATIONAL UNIVERSITY OF LAW, PUNJAB
(Established under Punjab Act No. 12 of 2006)
(Accredited with 'A' Grade by NAAC)

NOTICE

This is for the information of all the candidates of CLAT 2026 appearing/appeared for admission at RGNUL, Punjab for the Academic Session 2026-27 that those who have paid Initial CLAT Fee should pay the balance fee only and those who have not paid the Initial CLAT Fee should pay the total amount of University Fee as under:

B.A.LL.B. (Hons.) FYIC

Category	1 st Semester University Fee (excluding Mess Charges)	CLAT Fee	Balance Fee
General	1,95,000/-	50,000/-	1,45,000/-
SC / ST / BC / PWD	1,95,000/-	40,000/-	1,55,000/-
J&K Residents/Kashmiri Migrants/EWS	1,95,000/-	-	-
NRI / Foreign National	4,19,000/-	-	-
SAARC Candidates	2,81,000/-	-	-

Approved by the FC/EC meetings dated 20.02.2025 [Item No. FC-4] & 06.01.2012 [Para 34 (14) (ii)]

LL.M. (OYC)

Category	1 st Semester University Fee (excluding Mess Charges)	CLAT Fee	Balance Fee
General	1,59,500/-	50,000/-	1,09,500/-
SC / ST / BC / PWD	1,59,500/-	40,000/-	1,19,500/-
J&K Residents/Kashmiri Migrants/EWS	1,59,500/-	-	-
NRI / Foreign National	2,90,000/-	-	-
SAARC Candidates	2,67,000/-	-	-

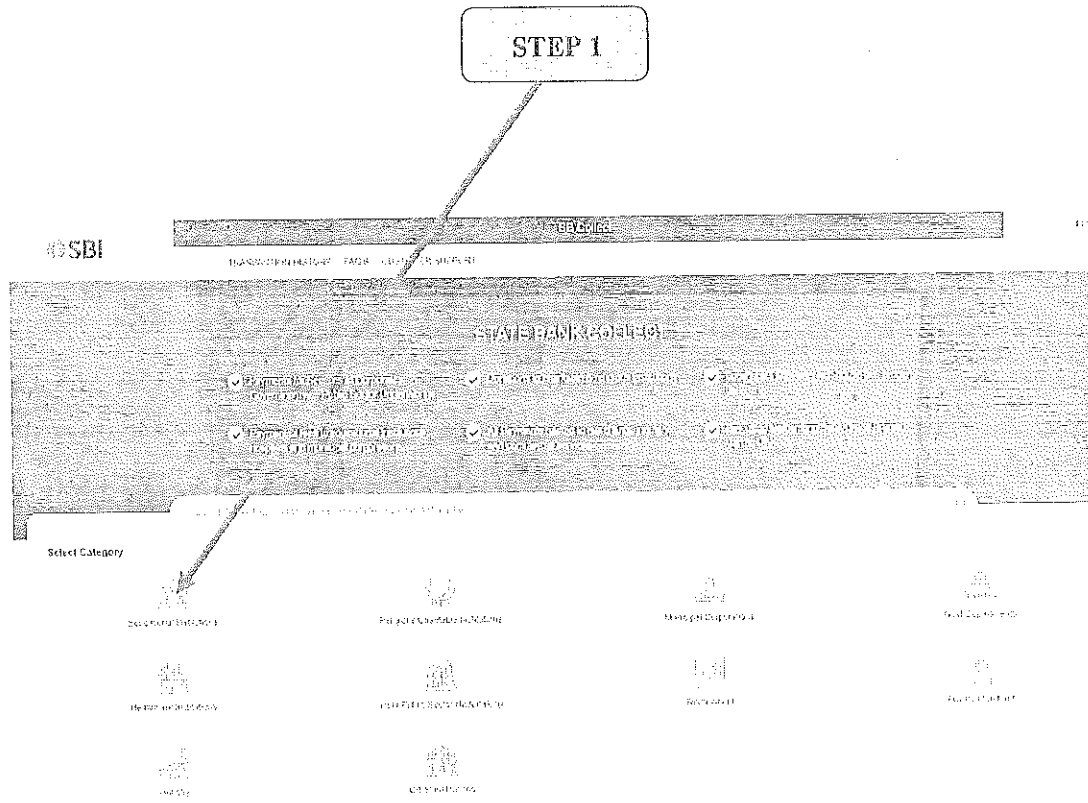
Approved by the FC/EC meetings dated 20.02.2025 [Item No. FC-4] & 06.01.2012 [Para 34 (14) (ii)]

- 1.) Step by step procedure for depositing the fee online is attached herewith.
- 2.) Mess Fee to be deposit after hostel allotment at the beginning of Academic Session.
- 3.) Fee mentioned above is subject to change from time to time.
- 4.) Click the link to deposit the fee online <https://www.onlinesbi.sbi/sbicollect/icollecthome.htm>

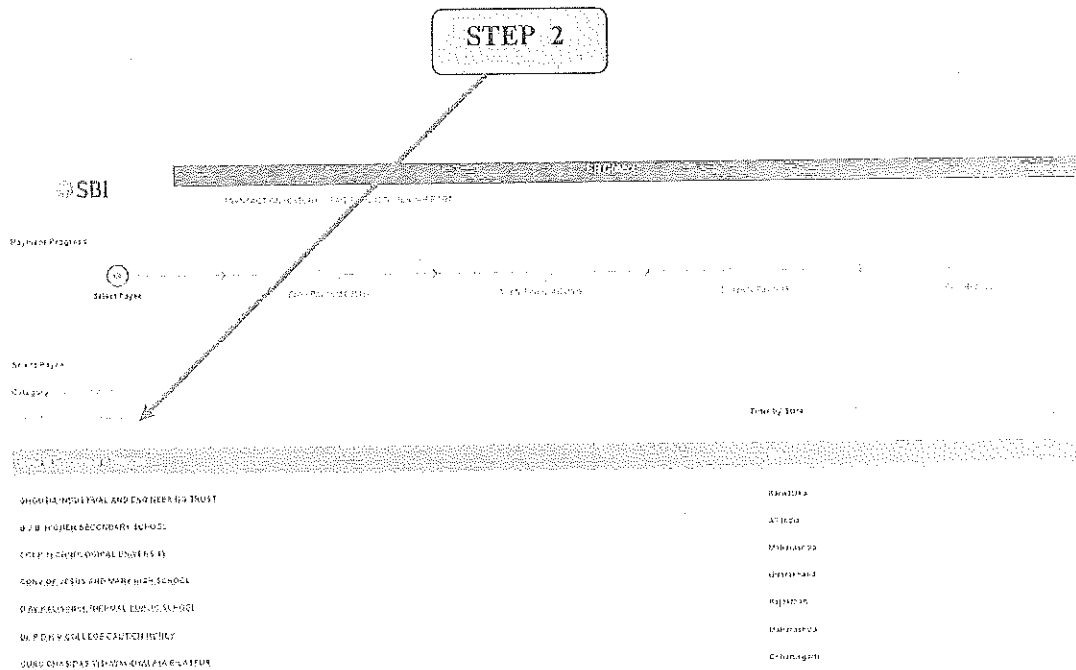
Accounts Branch
RGNUL, Punjab

Procedure for Depositing the Fee Online

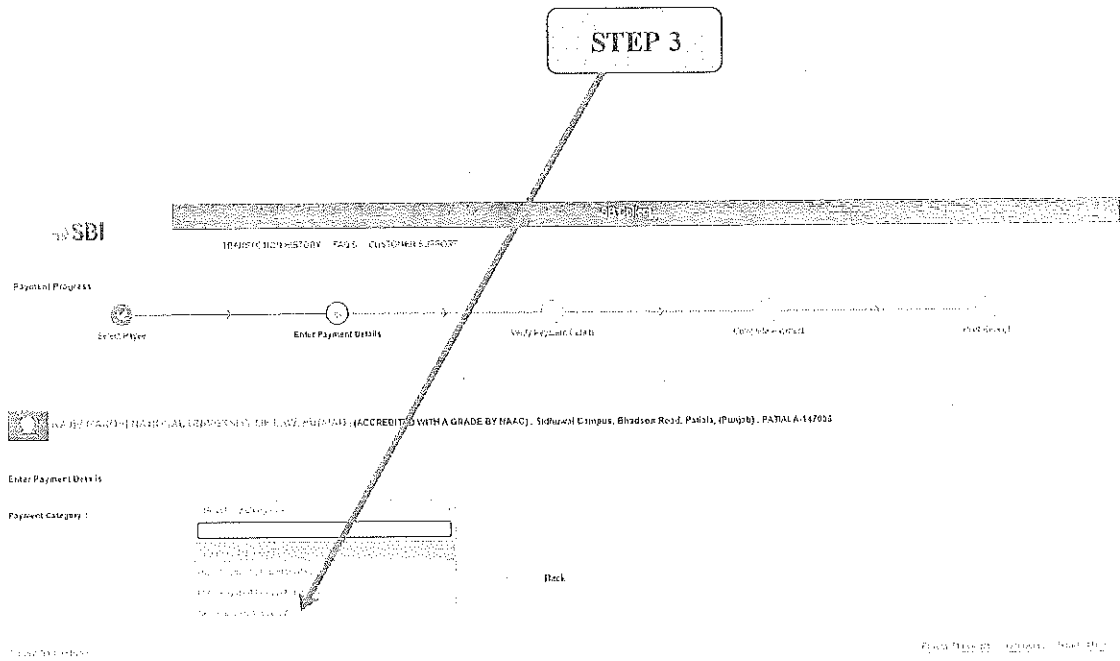
After clicking the link <https://www.onlinesbi.sbi/sbicollect/icollecthome.htm> you get the SBI Collect Portal as shown in Step 1.



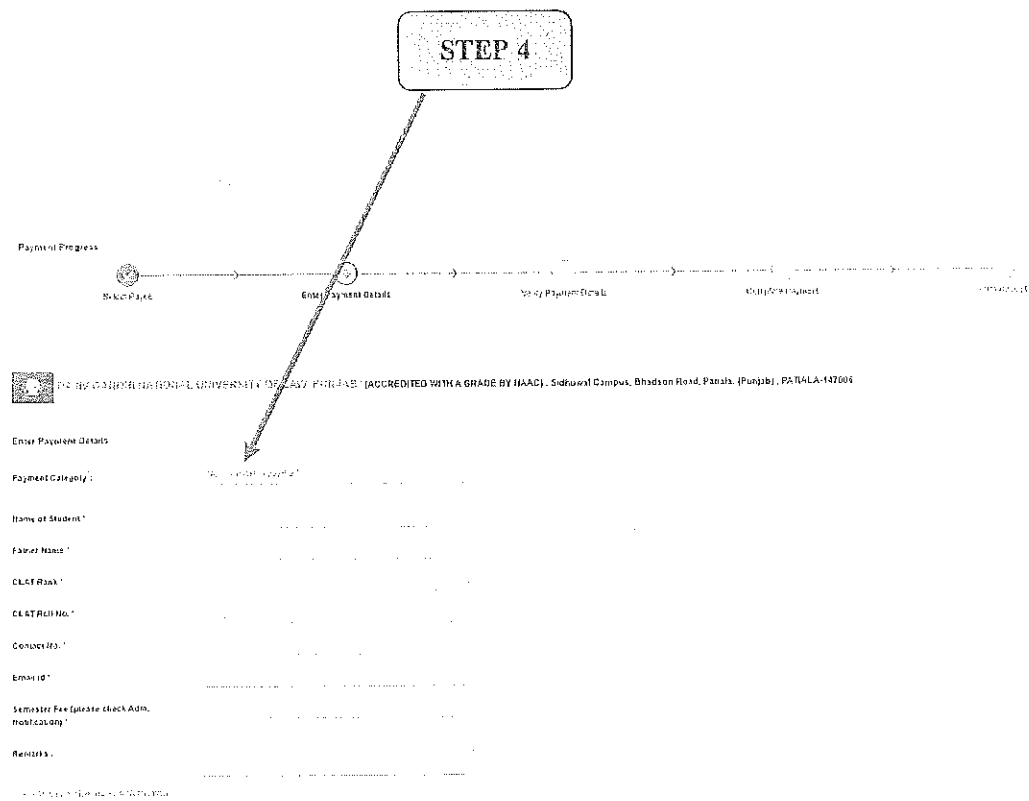
- Select the Educational Institutions icon



- In the search box type Rajiv Gandhi National University of Law, Punjab and select it.

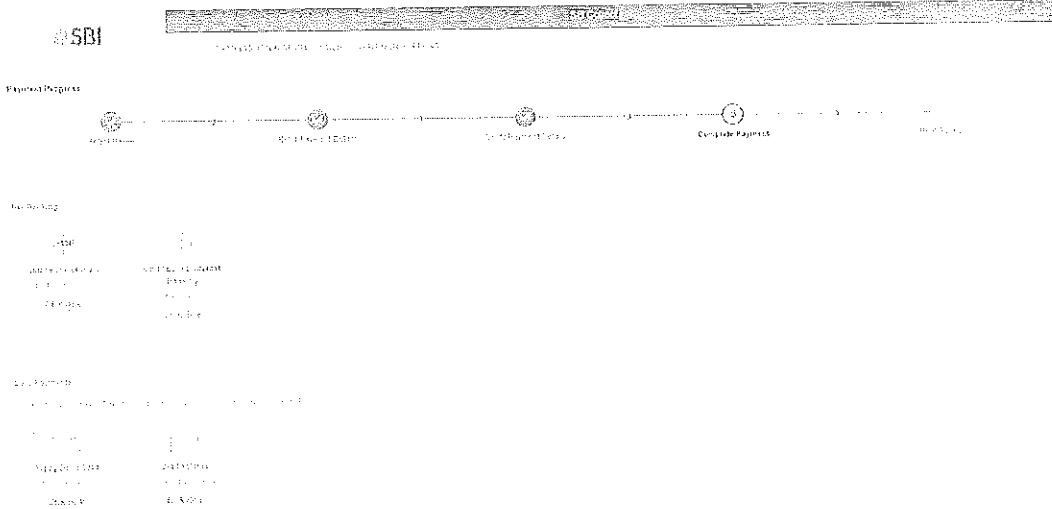


- In the payment category options select New Admission 2026-27



- Fill in all the required details in the form and click next.

STEP 5



- Select the mode of payment as per your convenience and deposit the fees.
- After depositing the fee, download your fee receipt for future reference.

For any kind of assistance in fee deposit process, you can contact the Accounts Officials on Telephone No. 0175-2391256, 253 from 10.00 am to 4.00 pm only on working days.