

# STEP BY STEP PROCEDURE FOR ONLINE PAYMENT – Registration RGNUL Exagium 2016 Essay Writing Competition

Click the link “Registration RGNUL Exagium 2016 Essay Writing Competition or <https://www.onlinesbi.com/prelogin/icollecthome.htm>

After clicking on “Online Counselling Fee: CLAT-2016” you reach the SBI online fee collect portal

## Step 1 > Accept the terms & conditions

In case of non-compliance of the terms and conditions of usage by the User, the Bank has the right to immediately terminate the access or usage rights of the User to the computer resource of the Bank and remove the non-compliant information.

I have read and accepted the terms and conditions stated above.  
(Click Check Box to proceed for payment.)

Proceed

## Step 2

> STATE OF CORPORATION/INSTITUTION ---> PUNJAB (State in which institution is stated)

The screenshot shows a web browser window with the URL <https://www.onlinesbi.com/prelogin/institutiontypedisplay.htm>. The page title is "State Bank Group". The main content area is titled "State Bank Collect" and contains the following form fields:

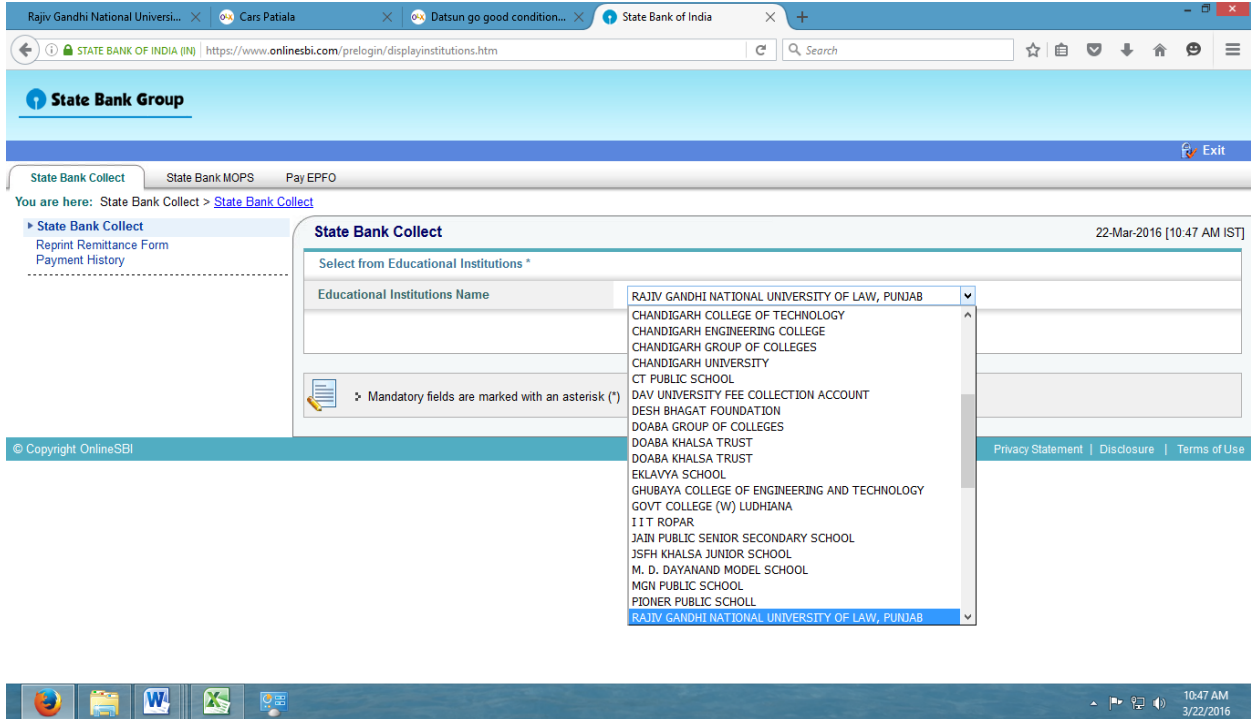
- Select State and Type of Corporate / Institution**
- State of Corporate/Institution \***: A dropdown menu with "Punjab" selected.
- Type of Corporate/Institution \***: A dropdown menu with "Educational Institutions" selected. Other options include "Commercial Services" and "Merchant".

Below the form, there is a note: "Mandatory fields are marked with an asterisk (\*)" and "State Bank Collect is a unique service for paying online to educational institutions, temples, charities and/or any other corporates/institutions who maintain their accounts with the Bank." The footer of the page includes "© Copyright OnlineSBI" and "Privacy Statement | Disclosure | Terms of Use".

> TYPE OF CORPORATE/INSTITUTION --->> EDUCATIONAL INSTITUTIONS

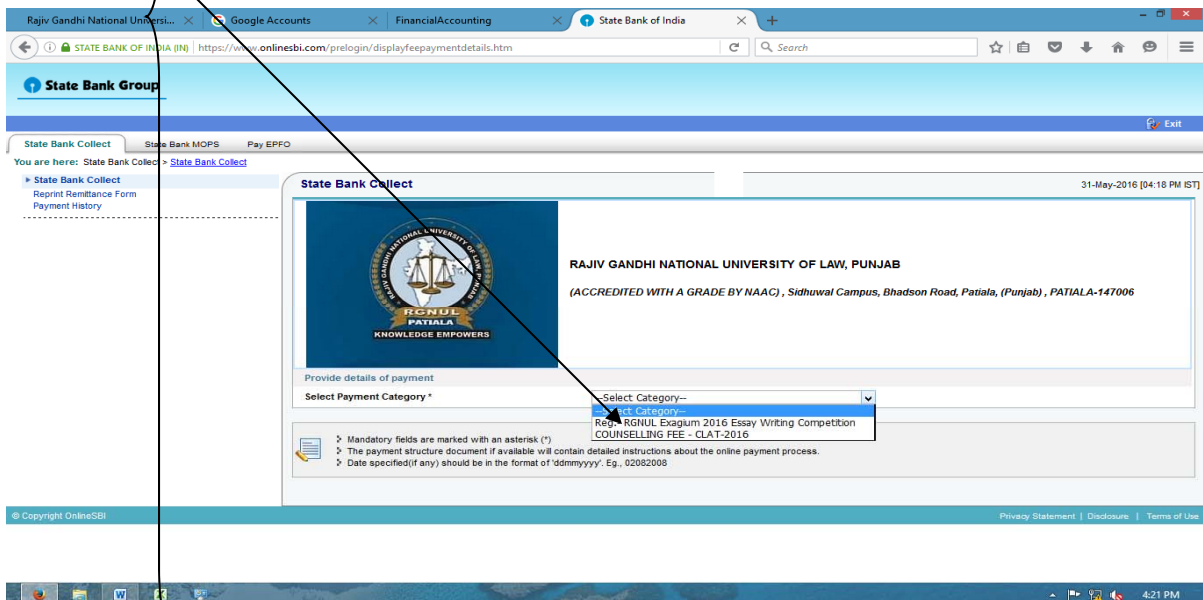
**Step 3**

> EDUCATIONAL INSTITUTION NAME --->> RAJIV GANDHI NATIONAL UNIVERSITY OF LAW PUNJAB



**Step 4**

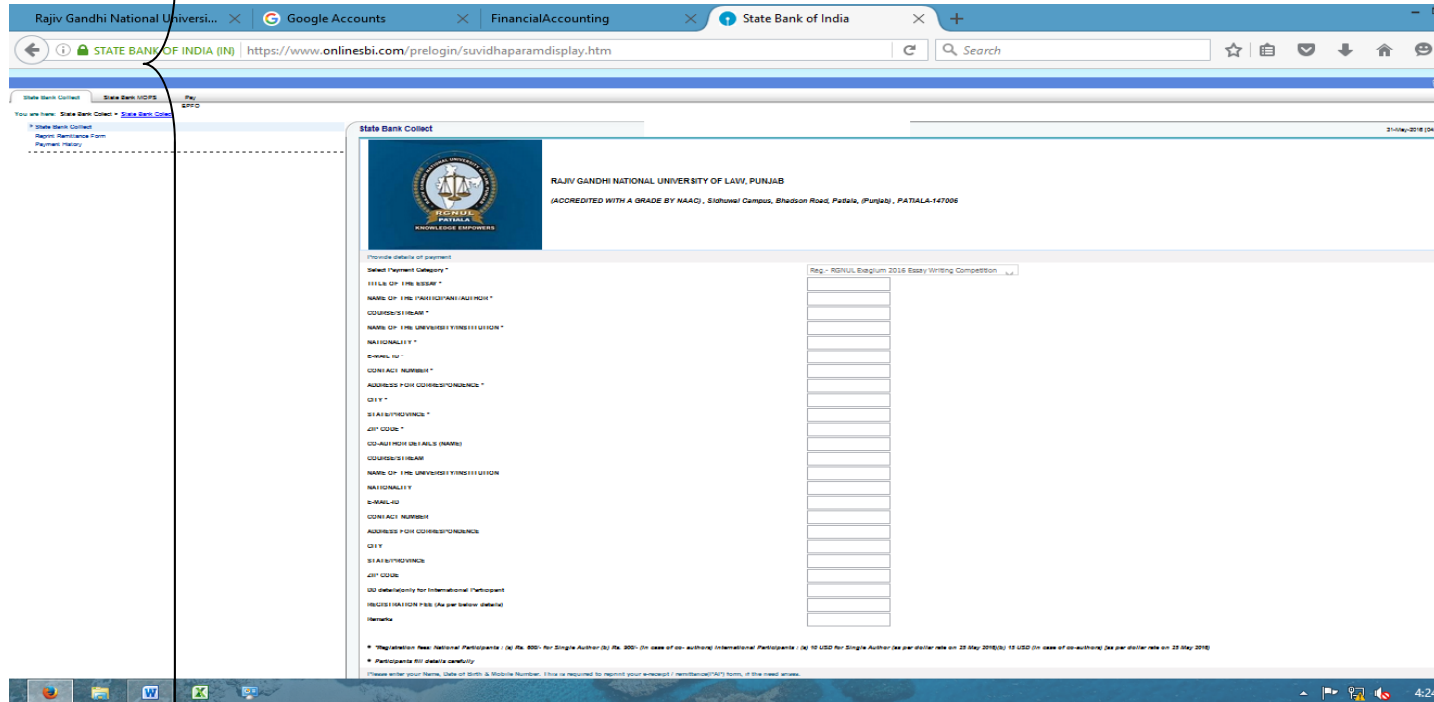
> Select the category



Participants are strictly advised to select the correct type of fee i.e.  
**Registration RGNUL Exagium 2016 Essay Writing Competition**

**Step 5**

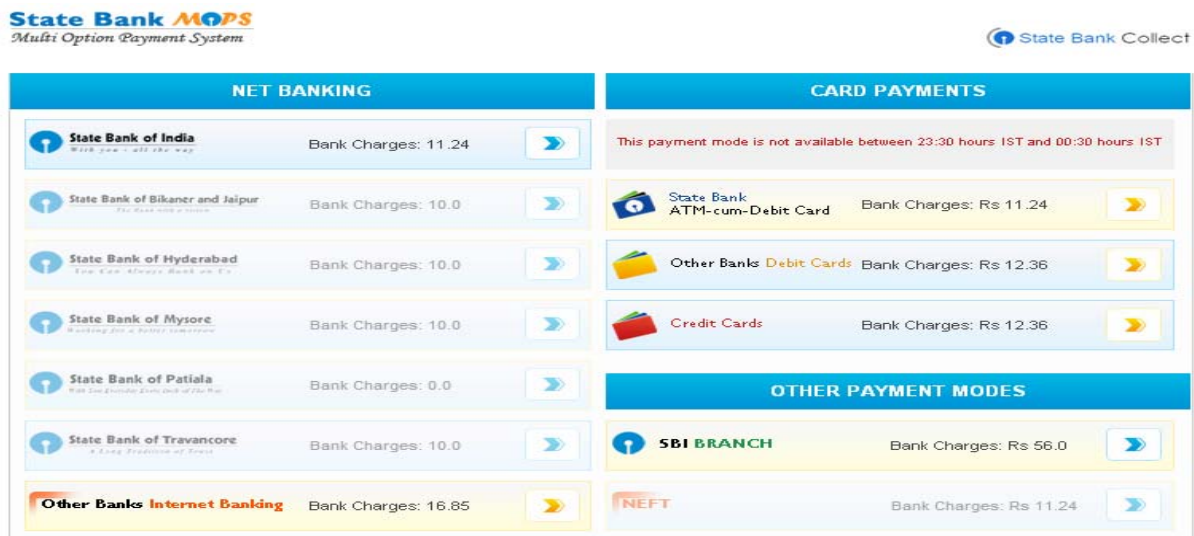
> Fill all the relevant details mentioned



> Press the submit button & confirm the details

**Step 6**

> Select the mode of payment



> NET BANKING option of following banks State Bank of Bikaner & Jaipur , State Bank of Hyderabad , State Bank of Mysore , State Bank of Patiala , State Bank of Travancore is available in OTHER BANKS INTERNET BANKING

> STUDENTS SHOULD CORRECTLY SEE THE BANK CHARGES ON DIFFERENT MODES OF PAYMENT , they are on a higher side (varying with the amount) for OTHER BANKS DEBIT CARD & CREDIT CARD OPTION, so in this regard they are advised to use net banking or SBI ATM CUM DEBIT CARD.

> After completing the payment, e-receipt will be generated which is the student's copy of fee payment.

> Take a printout or save it for your future reference. Nothing has to be submitted to accounts branch of RGNUL regarding this or to SBI.

> If someone doesn't want to pay the amount through net banking or debit / credit card, he or she can then go for SBI BRANCH MODE

*> Special Characters are not to be used while filling the online Registration form*

FOR ANY KIND OF ASSISTANCE ON ANY STEP STUDENT CAN CONTACT ON TELEPHONE NO. **0175-2391254** during 9.00AM to 5.00PM only on working days.

>> HOPE YOU MAY FIND OUR EFFORT INNOVATIVE & HELPFUL <<