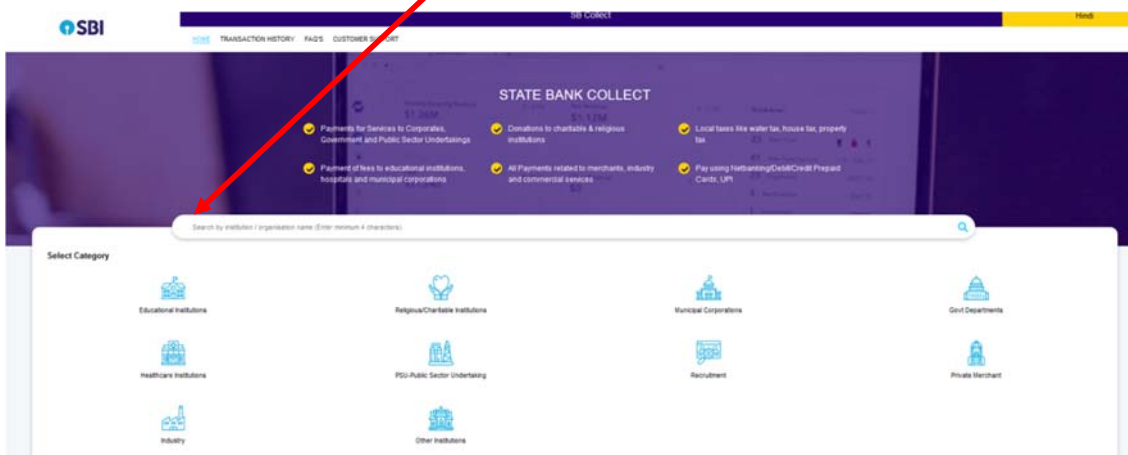


STEP BY STEP PROCEDURE FOR ONLINE PAYMENT

After clicking on "Misc. Payments University Fee A/c or <https://www.onlinesbi.sbi/sbicollect/icollecthome.htm> you got the SBI online fee collect portal



> SELECT CATEGORY ---> **EDUCATIONAL INSTITUTIONS**



> NAME OF EDUCATIONAL INSTITUTIONS ---> **RAJIV GANDHI NATIONAL UNIVERSITY OF LAW, PUNJAB**

Payment Progress



Select Payee

Category: Educational Institutions

RAJIV GANDHI NAT

rajiv gandhi national

Name of Educational Institutions

RAJIV GANDHI NATIONAL UNIVERSITY OF LAW, PUNJAB

Showing 1 to 1 of 1 entries (filtered from 7,004 total entries)



Back

> Select the category

Payment Progress

Select Payee

Enter Payment Details

Verify Payment Details

Complete Payment

Print Receipt

RAJIV GANDHI NATIONAL UNIVERSITY OF LAW, PUNJAB | (ACCREDITED WITH A GRADE BY NAAC), Sidhuwal Campus, Bhadson Road, Patiala, (Punjab), PATIALA-147006

Enter Payment Details

Payment Category:

--Select any Category--

--Select any Category--

Misc. Payment University Fee A/c

Misc. Payment University Fee A/c

New Admission 2023-24

Back

© State Bank of India

Privacy Statement Disclosures Terms of Use

Participants/Students/Applicant are strictly advised to select the correct type of Category fees.

> Fill all the relevant details Category i.e. Application Fee Recruitment

Payment Progress

Select Payee

Enter Payment Details

Verify Payment

RAJIV GANDHI NATIONAL UNIVERSITY OF LAW, PUNJAB | (ACCREDITED WITH A GRADE BY NAAC), Sidhuwal Campus, Bhadson Road, Patiala, (Pu

Enter Payment Details

Payment Category: Misc. Payment University Fee A/c

Name of Depositor *

Roll No. (if student) *

Purpose of Deposit *

Mob. No./Contact No. *

Account Number of Depositor *

IFSC Code of Depositor *

Amount *

Remarks :

Please specify the purpose of deposit.

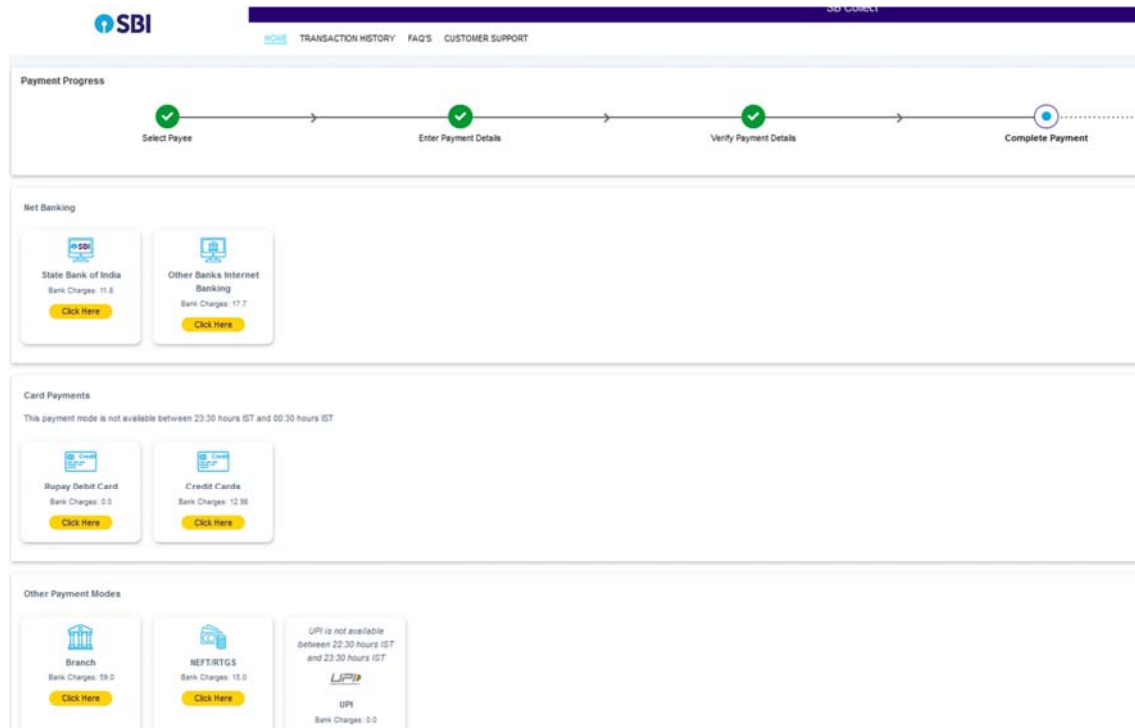
Enter Your Details

Individual Organisation / Corporate

Name *

> Press the submit button & there after confirm the details

> Select the mode of payment

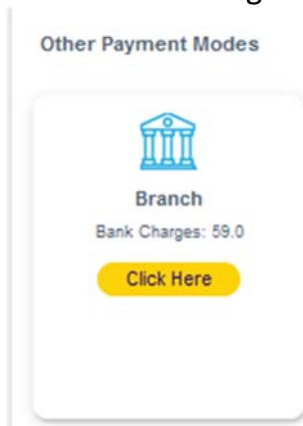


> **Participants/Students/Applicant** SHOULD CORRECTLY SEE THE BANK CHARGES ON DIFFERENT MODES OF PAYMENT advised to use net banking or UPI.

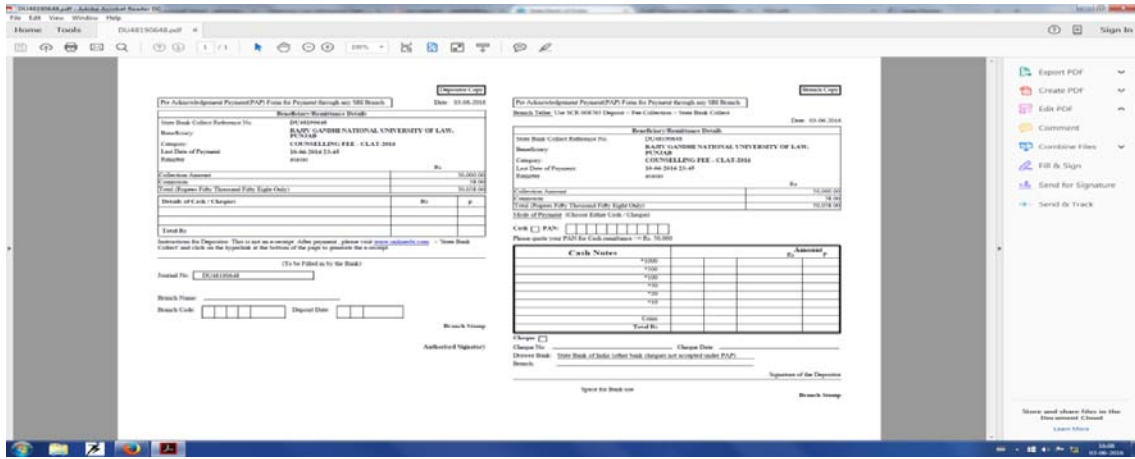
> After completing the payment e-receipt will be generated which is the participants/student's/applicant copy of payment.

> Take a printout or save it for your future purpose. Nothing has to be submitted to RGNUL regarding this or to SBI.

> If someone doesn't want to pay the amount through net banking or UPI, he or she can then go for SBI BRANCH MODE



After clicking on SBI Branch, a challan for deposit will be generated in pdf format. The candidate is required to take a printout of the challan generated and go to the SBI Branch for depositing the payment.



>> HOPE YOU MAY FIND OUR EFFORT INNOVATIVE & HELPFUL <<